

PACKAGING SPECIFICATION

Venezia White Chocolate Flavoured Sauce 4 x 2L

91075



	DESCRIPTION	CODE	QUANTITY
Bottle	2 LTR HDPE WHITE BOTTLE	P20988	4.000000000
Cap	38mm T/E GOLD PP POLYWAD CAP	P20877	4.000000000
Front Label	VENEZIA WHITE CHOC LABEL-FRONT	L75910	4.000000000
Back Label	VENEZIA WHITE CHOC LABEL-BACK	L75910B	4.000000000
Carton	VENEZIA CTN 4 X 2 LITRE	P75220	1.000000000
Carton Label	BLANK CTN LBL Print & Apply 104mm x 75mm	L90005	2.000000000

SHELF LIFE 15 months

Unit Volume: 2L


Units per Trade Unit: 4

BOTTLE PRINTING	EXAMPLE
<i>Information is printed near the bottle cap – front label side.</i>	
Batch no. BEST BEFORE	12345 BEST BEFORE
DD MMM YYYY HH:MM	25 JAN 2024 10:10

CARTON PRINT	EXAMPLE
Use Print & Apply system	See attached sample label.



* Induction sealed bottles



+ Invert cartons for 30 seconds

PALLET CONFIGURATION

On Day Pyramid Stack: **Yes**


Pallet Type Chep

16 Cartons per layer

4 Layers per pallet


64 Cartons per pallet

Ensure carton labelling is facing out when stacked on pallet.



PALLET LAYER	INSTRUCTION
Layer 1 (Base Layer)	As per pallet configuration
Layer 2	As per previous layer
Layer 3	Rotate 90 degrees clockwise
Layer 4	Rotate 90 degrees clockwise

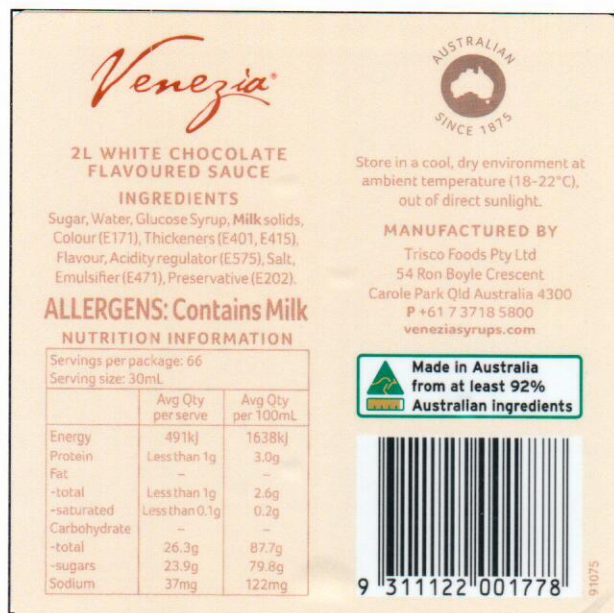
LABEL(S)




Bottle Label - Front



Print & Apply Sample Carton Label x 2
 (A carton label showing an updated batch number and best before date)



Bottle Label - Back



95x83mm Bartender Sample Carton Label x 2
(Use only if Print & Apply system is offline)
 (A carton label showing an updated batch number and best before date)